

ROLCON ENGINEERING COMPANY LIMITED

CIN : L29259GJ1961PLC001439


Reg. Office Address: Anand Sojitra Road, Vallabh Vidyanagar - 388120, Gujarat-India.

Statement of Standalone Unaudited Financial Results for the Quarter / Half Year Ended September 30, 2020.

Sr. No	Particulars	(₹ in Lakh)					
		Quarter Ended			Half Year Ended		Year Ended
		30/09/2020	30/06/2020	30/09/2019	30/09/2020	30/09/2019	31/03/2020
		Unaudited	Unaudited	Unaudited	Unaudited	Unaudited	Audited
1	Income						
	(a) Revenue from operations	742.86	415.15	970.50	1158.01	1893.91	3627.50
	(b) Other Income	14.50	14.77	21.11	29.27	31.18	59.29
	Total Income	757.36	429.92	991.61	1187.28	1925.09	3686.79
2	Expenses						
	(a) Cost of materials consumed	329.84	152.77	484.12	482.61	955.32	1719.24
	(b) Purchase of stock-in-trade	0.00	0.00	0.00	0.00	0.00	0.00
	(c) Change in inventories of finished goods, work-in-progress and stock-in-trade	10.05	20.86	(37.70)	30.91	(124.61)	-104.03
	(d) Excise Duty Expenses	0.00	0.00	0.00	0.00	0.00	0.00
	(e) Employee benefits expense	155.24	112.54	175.84	267.78	336.06	710.54
	(f) Finance Costs	1.13	0.41	2.52	1.54	4.14	5.78
	(g) Depreciation and amortization expense	12.99	15.00	21.93	27.99	42.18	92.12
	(h) Other Expenditure	206.25	106.86	306.92	313.11	626.06	1179.11
	Total Expenses	715.50	408.44	953.63	1123.94	1839.15	3602.76
3	Profit before Exceptional Items & tax (1-2)	41.86	21.48	37.98	63.34	85.94	84.03
4	Add/Less:Exceptional Items	0.00	0.00	0.00	0.00	0.00	0.00
5	Profit before Tax (3 + 4)	41.86	21.48	37.98	63.34	85.94	84.03
6	Tax Expense :						
	Current Tax	6.47	3.39	8.32	9.86	17.50	13.14
	Mat Credit Entitlement	-6.47	(3.39)	(8.32)	(9.86)	(17.50)	(13.14)
	Adjustment of tax relating to earlier periods	0.00	0.12	0.00	0.12	0.00	0.00
	Deferred tax	8.46	6.88	14.56	15.34	17.97	34.73
7	Net Profit for the period after Tax (5 - 6)	33.40	14.48	23.42	47.88	67.97	49.30
8	Other Comprehensive Income (Net of tax)						
	Items will not be classified to Profit & Loss	0.00	0.00	0.00	0.00	0.00	0.00
9	Total Comprehensive Income for the period (Net of Tax)(7+8)	33.40	14.48	23.42	47.88	67.97	49.30
10	Paid up Equity Share Capital (Face value of Rs.10/- Each)	75.60	75.60	75.60	75.60	75.60	75.60
11	Other Equity / Reseve & Surplus	-	-	-	1075.61	-	1027.72
12	Earning Per Share:						
i	Basic & Diluted EPS before Extraordinary Item	4.42	1.92	3.10	6.33	8.99	6.52
ii	Basic & Diluted EPS after Extraordinary Item	4.42	1.92	3.10	6.33	8.99	6.52


Notes :

- The above financial results for quarter and half year ended on September 30, 2020 have been reviewed by Audit Committee and approved by the Board of Directors at their meeting held on November 6, 2020. The Limited Review of the results of the quarter/half year ended on September 30, 2020 as required under regulation 33 of the SEBI (Listing Obligations and Disclosure Requirements) Regulations, 2015 has been completed by the Auditors and issued an unqualified report.
- This statement has been prepared in accordance with the Companies (Ind -Accounting Standered) Rule, 2015 (Ind As) Prscribed under section 133 of the companies Act, 2013 and other Recognised accounting Practices and policies to the Extent applicable.
- The company has identified its bussiness of Manufacturing of Industrial chain and sprocket as its only primary reportable segement in accordance with the requirement of IND AS 108 "Operating Segments". Accordingly, no separate segement information has been provided.
- There was no exceptional/extraordinary item during the quarter ended September 30, 2020.
- The Figures of the previous quarter/year have been regrouped / reclassified wherever necessary.




A.S. Amio



PARTICULARS	As at 30th September 2020	As at 30th September 2019	As at 31 St March 2020
	Unaudited	Unaudited	Audited
ASSETS			
I. Non-current assets			
(a) Property, plant and equipment	443.99	451.72	443.31
(b) Capital work-in-progress	-	-	-
(c) Intangible assets	-	-	-
(d) Financial assets			
(i) Investments	51.59	45.03	42.95
(e) Deferred tax assets (net)	70.55	102.64	85.89
(f) Other non-current assets	17.08	15.77	15.67
	583.21	615.16	587.82
II. Current assets			
(a) Inventories	301.15	442.39	394.08
(b) Financial assets			
(i) Investments	-	-	-
(ii) Trade receivables	468.30	548.91	453.65
(iii) Cash and cash equivalents	482.55	580.46	523.51
(iv) Loans and advances	39.68	18.37	36.09
(c) Other current assets	70.25	62.57	61.68
	1361.93	1652.70	1469.01
Total Assets	1945.14	2267.86	2056.83
EQUITY AND LIABILITIES			
EQUITY			
Equity share capital	75.60	75.60	75.6
Other equity	1075.61	1046.39	1027.73
	1151.21	1121.99	1103.33
LIABILITIES			
I. Non-current liabilities			
(a) Financial liabilities			
(a) Long-term Borrowing	7.98	13.61	9.02
(a) Long-term provisions	8.25	26.25	16.49
(b) Deferred tax liabilities (net)	-	-	-
(d) Other non-current liabilities	-	-	-
	16.23	39.86	25.51
II. Current liabilities			
(a) Financial liabilities			
(i) Borrowings	0.00	0.00	0
(i) Trade payables	581.58	895.63	750.77
(b) Other current liabilities	129.99	148.46	124.94
(c) Short-term provisions	66.13	61.92	52.28
	777.70	1106.01	927.99
Total Equity and Liabilities	1945.14	2267.86	2056.83



A.S. Amin



PARTICULARS	Period ended		Year ended
	September 30,		March 31,
	2020	2019	2020
	Amount	Amount	Amount
(A) CASH FLOW FROM OPERATING ACTIVITIES :			
Net profit before tax and extraordinary items	63.34	85.94	84.03
Adjustments for :			
Depreciation	27.99	42.18	92.11
Provision in value of Diminution in investments	1.07	-	5.70
Provision for Bad and Doubtful Debts	-	-	19.92
Interest expenses	0.41	1.57	2.12
Interest income	(13.60)	(12.49)	(30.93)
Dividend Income	-	(0.01)	(0.02)
Profit on Sale of Assets	(2.90)	(6.86)	(7.36)
Profit on Sale of Mutual Fund	-	-	(0.08)
Operating profit before working capital changes	76.31	110.33	165.49
Adjustments for (increase) / decrease in operating assets			
Adjustments for Working Capital changes:			
Inventories	92.93	(181.46)	(133.13)
Trade Receivables	(14.65)	157.64	232.99
Short-term loans and advances	(9.16)	11.81	14.38
Long-term loans and advances	-	-	-
Other current assets	9.37	(3.63)	(6.90)
Other non-current assets	(1.41)	-	0.10
Adjustments for increase / (decrease) in operating liabilities			
Trade Payables	(169.19)	92.45	(52.40)
Short term Provision	(30.92)	(32.09)	(41.75)
Other current liabilities	5.44	(28.76)	(52.27)
Long term Provision	36.53	6.60	(3.16)
Cash generated from operations	(4.75)	132.89	123.35
Direct taxes paid	(4.41)	(12.94)	(28.81)
Net cash from operating activities - (A)	(9.16)	119.95	94.54
(B) CASH FLOW FROM INVESTING ACTIVITIES :			
Purchase of fixed assets	(28.67)	(67.93)	(109.46)
Sale of fixed assets	2.90	7.01	7.43
Purchase of Investment	(9.71)	(2.41)	(17.02)
Sale of Investments	-	-	11.07
Interest Received	5.52	12.49	30.73
Dividend Received	-	0.01	0.02
Net cash from / (used) in investing activities - (B)	(29.96)	(50.83)	(77.23)
(C) CASH FLOW FROM FINANCING ACTIVITIES :			




A.S.Amin

Proceeds of long term borrowings			-	-	-
Repayment of Short term borrowings			(1.43)	(6.47)	(11.06)
Interest paid			(0.41)	(1.57)	(2.12)
Dividend Paid			-	(13.67)	(11.34)
Corporate Dividend Tax Paid			-	-	(2.33)
Net Cash from / (used) in financing activities - (C)			(1.84)	(21.71)	(26.85)
Net Increase / (Decrease) in cash and cash equivalents - (A+B+C)			(40.96)	47.41	(9.54)
Cash and cash equivalent at beginning of the year					
the components being :					
Cash on hand			0.55	0.63	0.63
Balance with banks on current, margin and deposit					
deposit accounts			522.96	532.42	532.42
			523.51	533.05	533.05
Cash and cash equivalents at end of the year					
the components being :					
Cash on hand			0.26	0.36	0.55
Balances with scheduled banks on current, margin and					
deposit accounts			482.29	580.10	522.96
			482.55	580.46	523.51
Net Increase / (Decrease) as disclosed above			(40.96)	47.41	(9.54)

Place : Vallabh Vidyanagar.

Date : November 6, 2020



For and on behalf of
Rolcon Engineering Company Limited

A. S. Amin
Ashish S. Amin (Managing Director)
(DIN:01130354)



Independent Auditor's Limited Review Report on Unaudited Quarterly and Six Months ended on 30th September, 2020 of Standalone Financial Results of Rolcon Engineering Company Limited.

To Board of Directors of
Rolcon Engineering Company Limited

We have reviewed the accompanying Statement of Standalone Unaudited Financial Results of **Rolcon Engineering Company Limited** ('the company) for the quarter and Six month ended on **September 30, 2020** (the "statement") attached herewith, being submitted by the Company pursuant to the requirements of Regulation 33 of the SEBI (Listing Obligations and Disclosure Requirements) Regulations, 2015 as modified by Circular No.CIR/CFD/FAC/62/2016 dated July 5, 2016.

This Statement is the responsibility of the Company's management and has been approved by the Board of Directors in their meeting held on 6th November, 2020 and prepared in accordance with the recognition and measurement principles laid down in the Indian Accounting Standards 34 "Interim Financial Reporting" ('Ind As 34'), prescribed under section 133 of the Companies Act, 2013 read with relevant rules issued there-under and other accounting principles generally accepted in India. Our responsibility is to issue a report on the Statement based on our review.

We conducted our review in accordance with the Standard on Review Engagements (SRE) 2410, 'Review of Interim Financial Information Performed by the Independent Auditor of the Entity' issued by the Institute of Chartered Accountants of India. This standard requires that we plan and perform the review to obtain moderate assurance as to whether the financial results are free of material misstatement. A review is limited primarily to inquiries of company personnel and analytical procedures applied to financial data and thus provide less assurance than an audit. We have not performed an audit and accordingly, we do not express an audit opinion.

Based on our review conducted as above and based on the consideration of report of the other auditor and management certified accounts, nothing has comes to our attention that causes us to believe that the accompanying statement of unaudited financial results, prepared in accordance with the applicable accounting standards and other accounting principles generally accepted in India, has not disclosed the information required to be disclosed in terms of Regulation 33 of SEBI (Listing Obligations and Disclosure Requirements) Regulations, 2015, and SEBI Circular No. CIR/CFD/FAC/62/2016 dated 5th July, 2016 including the manner in which it is to be disclosed, or that it contains any material misstatement.

Place : Vallabh Vidyanagar
Date: **06th November, 2020**



For **JHS & ASSOCIATES LLP.**
Chartered Accountants
Firm's Registration No: 133288W/W100099

S. J. Shah

Saurabh Shah
Partner

Membership No: 110914

UDIN: 20110914AAAAPK2139

Registered Office

C-701, Mary Ellen,
Ceasars Cross Road,
Amboli, Andheri (W),
Mumbai - 400 058.
Tel. : +91 98 2005 1936

Vadodara

3rd Floor, TNW Business Centre,
Above Mcdonald's, Nr. Manisha
Cross Road, Old Padra Road,
Vadodara - 390007.
Tel. : +91 26 5233 3698/230 4800

Mumbai

5th Floor, Meadows,
Sahar Plaza Complex,
Andheri-Kurla Raod, J.B. Nagar,
Andheri-East, Mumbai - 400053.
Tel. : +91 80970 95060

Kolkata

Suit No. 402, 4th Floor,
Vardhan Complex,
25A Camac Street,
Kolkata - 700016.
Tel. : +91 98 3115 0209

Delhi

306, 3rd Floor, DLF Centre,
Savitri Cinema Complex,
Greater Noida-West,
UP - 201009
Tel. : +91 11 41437282